


How to Use

- You can print out the pages for your child, or have them read our social story on a tablet, phone, or computer. Use whatever works best for your child!
- Use roleplay or provide specific reinforcements to help your child practice the skills in this social story! For example, you can practice handing out Valentine's cards at home.
- This social story is part of our series on holidays. You can find the rest on our website: <https://www.speechandaba.com/>

All About Valentine's Day!




Valentine's Day is on February 14th.





It is a holiday to
celebrate the love of
family and friends.




There are many ways to
celebrate Valentine's Day.





I can make Valentine's cards
for my friends and class.



I can make Valentine's card
for my family.




This Valentine's Day, I will
make cards for: _____






I can also give my friends
and family candies or
cookies.




This Valentine's Day, I will

give: _____






On Valentine's Day, my class
might have a party.







There might be snacks,
games, and crafts.






My teacher will explain the
game and crafts. I will do
my best to listen!





I can also try new snacks! If I
don't like the food, I can say
"No thank you!"




On Valentine's Day, I will:






At a Valentine's Day party, kids
gave give each other Valentine's.






Our teacher will have us make a mailbox. I can bring Valentines for my class. I will put them in the mailbox.




At a Valentine's party, I will:





If I get a Valentine's card from someone, I can say "Thank you!"



Valentine's Day is fun!

Happy
Valentines
Day

