


# How to Use

- You can print out the pages for your child, or have them read our social story on a tablet, phone, or computer. Use whatever works best for your child!
- Use roleplay or provide specific reinforcements to help your child practice the skills in this social story! For example, you can practice handing out Valentine's cards at home.
- This social story is part of our series on holidays. You can find the rest on our website: <https://www.speechandaba.com/>

# All About Valentine's Day!




Valentine's Day is on February 14th.





It is a holiday to  
celebrate the love of  
family and friends.




There are many ways to  
celebrate Valentine's Day.





I can make Valentine's cards  
for my friends and class.



I can make Valentine's card  
for my family.



This Valentine's Day, I will  
make cards for: \_\_\_\_\_

\_\_\_\_\_

\_\_\_\_\_

\_\_\_\_\_

\_\_\_\_\_

\_\_\_\_\_





I can also give my friends  
and family candies or  
cookies.



This Valentine's Day, I will

give: \_\_\_\_\_

\_\_\_\_\_

\_\_\_\_\_

\_\_\_\_\_


\_\_\_\_\_

\_\_\_\_\_






On Valentine's Day, my class  
might have a party.







There might be snacks,  
games, and crafts.






My teacher will explain the  
game and crafts. I will do  
my best to listen!





I can also try new snacks! If I  
don't like the food, I can say  
"No thank you!"



On Valentine's Day, I will:

---

---

---

---

---

---


---

---






At a Valentine's Day party, kids  
gave give each other Valentine's.





Our teacher will have us make a mailbox. I can bring Valentines for my class. I will put them in the mailbox.



At a Valentine's party, I will:

---

---

---

---

---

---


---

---





If I get a Valentine's card from someone, I can say "Thank you!"



Valentine's Day is fun!

Happy  
Valentines  
Day

